

# *Imex BZ LLC*




DOORS



DOORS



EXTERIOR



INTERIOR

# Content

---

Exterior Doors  
Fiberglass Door Features

Oak Woodgrain  
Mahogany Textured  
Smooth Surface


Steel Doors  
Galvanized Steel Facing  
HDR Finishing Coat

Provides 15 Year Finish Warranty

Economy Doors

For the Cost Conscious Consumer

Interior Doors



*Imex BZ LLC*



# EXTERIOR DOORS

Fiberglass Door features

Oak Woodgrain  
Mahogany Textured  
Smooth Surface



# Fiberglass Door

## Fiberglass Door Features

Fiberglass entry doors are valued for durability, resisting denting, splitting, cracking and warping.

Our fiberglass doors feature:

Full length composite top and bottom rails protect the door for a longer-lasting entryway.

Full length laminated veneer lumber (LVL) runs from the top to the bottom of the locking and hinge stiles to provide structural integrity and strength.

All of our fiberglass doors come with a Limited Lifetime Warranty.

Limited lifetime coverage against defects in material and workmanship for fiberglass door slabs.



- 1 Injected polyurethane foam core provides up to four times the insulating R-value of wood.
- 2 Durable, reinforced, long-term performance fiberglass skins keep the door from the moisture and humidity affections.
- 3 LVL stiles with composite edge.

Our fiberglass doors come in stainable oak, mahogany woodgrain textured finishes, and paintable smooth surface.



IMF-G-34M / IMF-G-42M with Pride And Prejudice Glass

### Flush Glazed

Flush Glazed Frameless Fiberglass Exterior Doors have clean lines with no plastic glass frame.



High Definition Panel Embossments

Reinforced Lockblock

Laminated wood lockblock added to provide strength and security.





## Fiberglass Door System Components

Door components consist of all products needed to hang our fiberglass entry doors. All products are available in a variety of specifications and sizes.

Offering frame components include Jambs, Mulls, Brick Mould and Astragal. These components are finger-joints, or optional composite PVC or WPC materials.

### Jambs Materials

Grained Composite, or Finger-jointed Wood Jambs

Available jamb widths: 4-9/16", 5-1/4", 6-9/16" and 7-1/4"



WPC jamb, woodgrain oak finishes. Available with pre-painted and stained.



Primed finger-jointed wood jambs are ready to paint and require regular maintenance over the life of the door.

### Weatherstrip



Foam compression weatherstrip helps seal out drafts.

### Mulls



One piece mulls give the strength required for continuous sidelite units. Primed finger-joint or optional composite PVC mull systems, available with pre-painted and stained.

### Astragle



Stainable composite astragle to match fiberglass doors that is reversible for right or left hand doors. Optional primed finger-joint available with pre-painted.

### Bottom Sweep



Aluminum drip cap with U-shape vinyl door Bottom Sweep. Optional colors: Mill, Bronze, Brass PVC material is available.

### Composite Sills



Aluminum alloy sill composite substrate.

- ① Adjustable sill cover, composite material
- ② Durable anodized sill coating
- ③ Composite substrate

Optional Colors:  
Mill, Bronze, Brass

### Ball-Bearing Hinges



Ball bearing radius corners mortise hinge, finish options: Mill, Bronze, Brass

### Finish Color Options



Mill      Bronze      Brass

### Brick Mould

Optional Finger Joint Wood; or Composite PVC



### Exterior

Primed finger-jointed brick molds are ready to paint and require regular maintenance over the life of the door.

Composite brickmold, woodgrain oak finish

Available with pre-painted and stained.



## Mahogany Wood-Grain

Mahogany woodgrain fiberglass doors feature with:

- Woodgrain fiberglass facing
- Unfinished Mahogany, ready to stain or paint
- Square edge design
- LVL stiles with composite edge band
- Composite top and bottom rails
- CFC free polyurethane foam core

## Architectural Door Designs



IMF-P-06M  
FLUSH



IMF-P-34M  
2PANEL



IMF-P-24M  
2PANEL PLANK



IMF-P-05M  
3 Panel with Scroll



IMF-P-45M  
Craftsman



IMF-P-04M  
B Panel



IMF-P-1BM  
Flush SL



IMF-P-42M  
2 Panel SL



IMF-G-34M  
3/4 View IP



IMF-G-42M  
3/4 View 1P SL



IMF-G-44M  
Full View SL



IMF-p-05M / IMF-P-16M with Red and Black Glass

## Specifications

1-3/4" Door

Width Options: 2'8", 2'10" & 3'0"

Height Options: 6'8", 7'0" & 8'0"

Sidelite Options: 10", 12" & 14"

Sidelite Height : 79"

Prehung: Available

Lockset Bore: Available

Prefinished available

Painted Mahogany woodgrain available

Hand-stained Mahogany woodgrain available



Mahogany Grain Details  
Can Be Painted or Stained



IMF-G-34M / IMF-G-42M with Ulysses Wrought Iron

- Flush Glazed, frameless fiberglass doors with no plastic glass frame, factory installed with double or triple pane glass. Optional glass frame available upon customer request.

Note: Colors may vary from an actual application due to fluctuations in the printing process of this catalog.



## Oak Wood-Grain

Oak woodgrain fiberglass doors feature as:  
 Woodgrain fiberglass facing  
 Unfinished Oak, ready to stain or paint

High quality construction for extra strength  
 LVL stiles with composite edge band adds stability  
 Composite top and bottom rails are corrosion resistant  
 Polyurethane foam core provides energy efficiency



IMF-P-01 K / IMF-P-01 K

Prefinished available  
 Painted Oak woodgrain available  
 Hand-stained Oak woodgrain available

## Specifications

3/4" Door  
 Width Options: 2'8", 2'10" & 3'0"  
 Height Options: 6'8", 7'0" & 8'0"  
 Sidelite Options: 10", 12" & 14"  
 Sidelite Height: 6'8", 7'0" & 8'0"  
 Prehung Available  
 Lockset Bore Available

## Architectural Door Designs



## Staining Colors

Custom colors available.



Note: Colors may vary from an actual application due to fluctuations in the printing process of this catalog



## Smooth Finish



Smooth  
Fiberglass  
Details



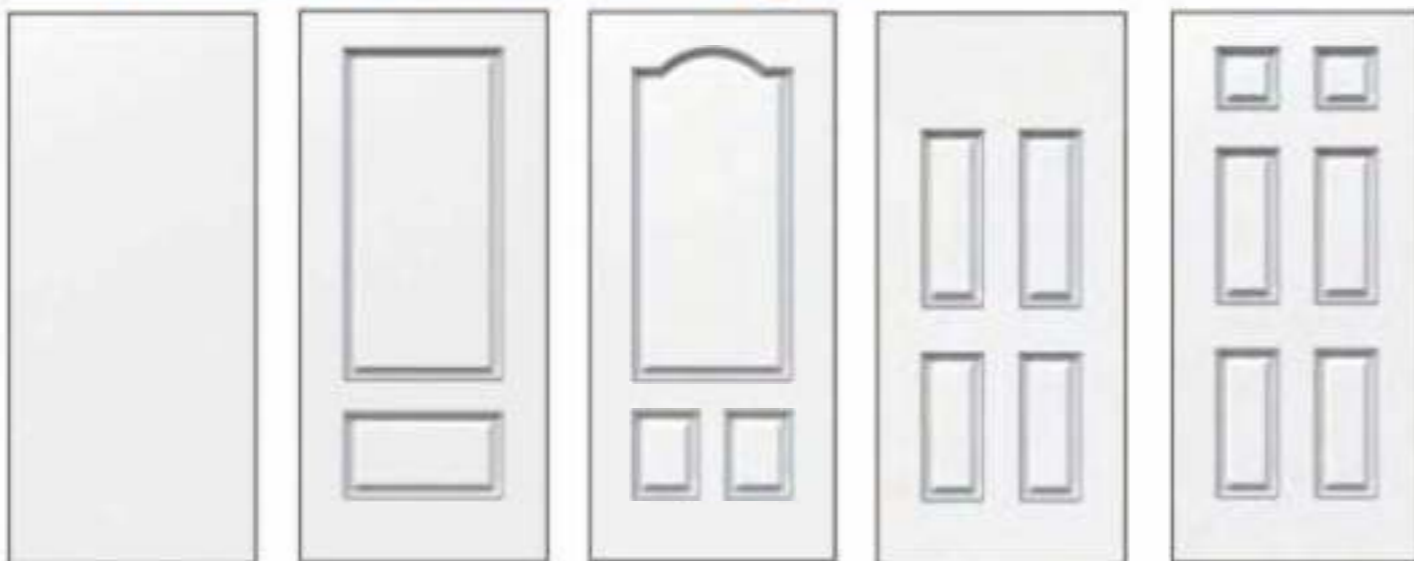
IMF-P-02S / with IMG-L Glass

Smooth fiberglass facing offers a clean look  
Unfinished Smooth, ready to paint surface

High quality construction for extra strength  
LVL stiles with composite edge band adds stability  
Composite top and bottom rails are corrosion resistant  
Polyurethane foam core provides energy efficiency  
Lifetime limited warranty

# SMOOTH fiberglass

## Architectural Door Designs



IMF-P-06S  
Flush

IMF-P-34S  
2 Panel

IMF-P-08S  
3 Panel

IMF-P-02S  
4 Panel BT

IMF-P-01S  
6 Panel

## Specifications

1-3/4" Door  
Width Options: 2'8", 2'10" & 3'0"  
Height Options: 6'8", 7'0" & 8'0"  
Sidelite Options: 1'0" & 1'2"  
Sidelite Height: 6'8", 7'0" & 8'0"  
Prehung: Available  
Lockset Bore: Available

Prefinished available  
Painted white Smooth surface available



IMF-P-16S  
Flush SL



IMF-P-42S  
2 Panel SL

**LIFETIME**  
Limited Warranty

Note: Colors may vary from an actual application due to fluctuations in the printing process of this catalog.



doors



IMF- P -45M

## RUSTIC fiberglass

Rustic Fiberglass Doors, the panel details combine the look and feel of solid wood benefit with the durability and energy efficient of fiberglass.



IMF-P-24M / IMF-G-44M with Speakeasy Iron Grill and Clavos

- note: Colors may vary from an actual application due to fluctuations in the printing process of this catalog.

IMF-P-24M / IMF-G-44M



IMF-P-45M/IMF-G-44M WITH IMG-G GLASS

## Optional Dentil Shelf



Optional dentil shelf available with any glass option to complete the Craftsman look

## Rustic Door Hardware

Speakeasy available with flat grill, with single pane glass, factory installed.



Outside Closed Interior view



Clavos available in round factory installed



IMF- P - 24 M



## 6'8", 7'0" and 8'0" Mahogany Panel Doors

7'0" 6'8"							
	IMF-P-06M	IMF-P-34M	IMF-P-24M	IMF-P-05M	IMF-P-45M	IMF-P-04M	IMF-G-34M
2'6"	●						
2'8"	●	●	●	●			●
2'10"	●	●	●	●		●	●
3'0"	●	●	●	●	●	●	●

7'0" 6'8"			
	IMF-G-44M	IMF-G-42M	IMF-P-42M
1'0"	●	●	●
1'2"	●	●	●

● Available in 8'0" Height

## Glass Series Availability

7'0" 6'8"				
	IMF-P-06M	IMF-G-34M	IMF-P-45M	IMF-P-05M
Glass Size	20x64	22x64	25x15	16x40

7'0" 6'8"				
	IMF-P-04M	IMF-P-42M	IMF-G-42M	IMF-G-44M
Glass Size	8x42RT	8x36	8x48	7x6



IMF-P-34M



IMF-G-34M / FDF-G-44M with internal blinds



IMF-P-34M / FDF-P-42M with Hestia Wrought Iron

Note: Colors may vary from an actual application due to fluctuations in the printing process of this catalog.



## 6'8" and 7'0" Oak Panel Doors

7'0" 6'8"											
	IMF-P-06K	IMF-P-34K	IMF-P-08K	IMF-P-02K	IMF-P-36K	IMF-P-01K	IMF-P-50K	IMF-P-04K	IMF-P-47K	IMF-P-49K	IMF-G-03K
2'6"	●										
2'8"	●	●	●	●	●	●	●	●	●	●	●
2'10"	●	●	●	●	●	●	●	●	●	●	●
3'0"	●	●	●	●	●	●	●	●	●	●	●

### Glass Series Availability

7'0" 6'8"			7'0" 6'8"						
	IMF-P-16K	IMF-P-42K		IMF-P-06K	IMF-P-34K	IMF-P-36K	IMF-G-03K		
1'0"	●	●	Glass Size	20x64	7x64	22x48	22x64	8x36	22x36
1'2"	●	●							

7'0" 6'8"							
	IMF-P-02K	IMF-P-01K	IMF-P-08K	IMF-P-04K			
Glass Size	22x10SB	22x10CT	22x36RT	8x6	22x48	16x40	8x42RT

■ Insert Cutout available, factory installed with double or triple pane glass and plastic glass frame.

7'0" 6'8"					
	IMF-P-49K	IMF-P-47K			
Glass Size	8x6	8x6	8x36	8x6/8x36	8x6

7'0" 6'8"			
	IMF-P-16K	IMF-P-42K	
Glass Size	7x64	8x36	8x48



IMF-P-02K with IMG-K Glass

Note: Colors may vary from an actual application due to fluctuations in the printing process of this catalog.



# Fiberglass Door

## 6'8", 7'0" and 8'0" Smooth Panel Doors

- Available in 7'0" Height

7'0" 6'8"						7'0" 6'8"				
	IMF-P-06S	IMF-P-34S	IMF-P-08S	IMF-P-02S	IMF-P-01S		IMF-P-16S	IMF-P-42S		
	2'6"	•						1'0"	•	•
	2'8"	•	•	•	•		•	1'2"	•	•
	2'10"	•	•	•	•		•			
3'0"	•	•	•	•	•					




IMF-P-34S / IMF-P-42S with War And Peace Glass

## Glass Series Availability

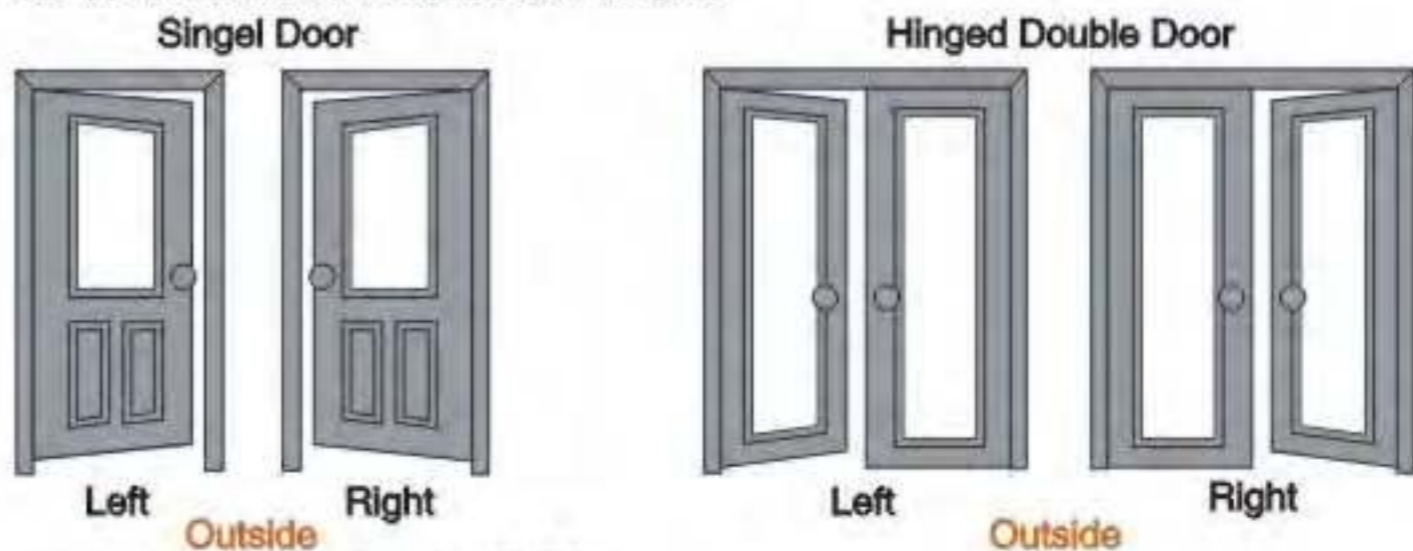
7'0" 6'8"											
	IMF-P-06S				IMF-P-02S			IMF-P-02S			
	Glass Size	20x64	8x6	7x64MD	7x64SD		22x48	22x64		22x10SB	22x10CT
7'0" 6'8"											
	IMF-P-01S		IMF-P-08S			IMF-P-16S		IMF-P-42S			
	Glass Size	22x36	8x36		22x48	16x40		7x64		8x36	8x48

## Entryway Configurations



## Door Handing and Swing

Doors can be pre-hung for right or left handed operation, as viewed from outside the home



Available Door Jamb Width:  
4-9/16-in    6-9/16-in    5-1/4-in    7-1/4-in


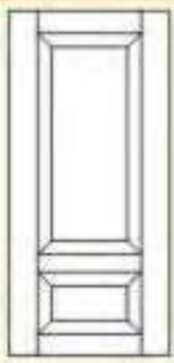
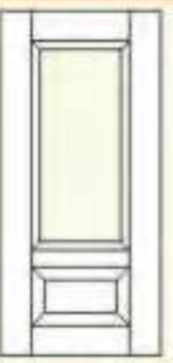
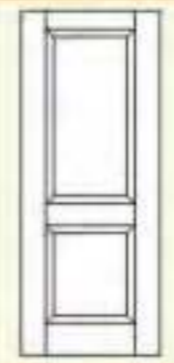

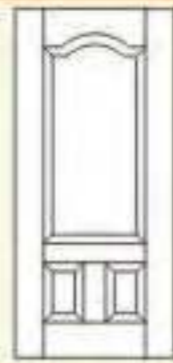
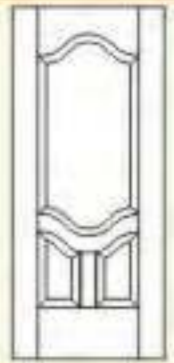
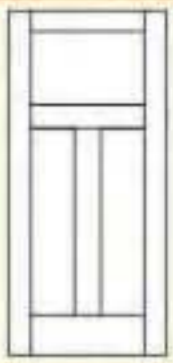


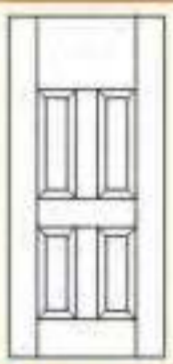
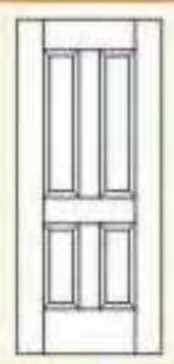
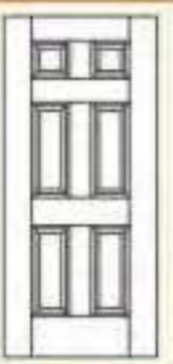
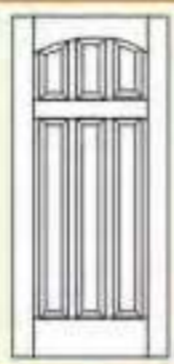
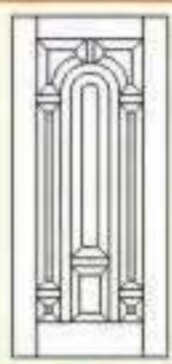


IMF-P-04M / IMF-G-44M with War And Peace Glass


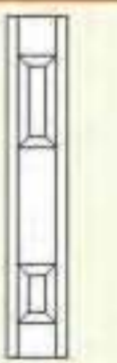


Note: Colors may vary from an actual application due to fluctuations in the printing process of this catalog.



## Fiberglass Door Availability

									
		Flush IMF-P-06	2P Hollister IMF-P-34	2P Flush Glazed IMF-G-34	2P Square Top IMF-P-09	2P Plank CT IMF-P-24	3P Arch Top IMF-P-08	3P Scroll IMF-P-05	Shaker IMF-P-45
W x H		SM OAK MAH	SM OAK MAH	SM OAK MAH	SM OAK MAH	SM OAK MAH	SM OAK MAH	SM OAK MAH	SM OAK MAH
6'8"	2'8"	●	●	●	●		●	●	●
	2'10"	●	●	●	●		●	●	●
	3'0"	●	●	●	●		●	●	●
8'0"	2'8"			●		●			
	2'10"			●		●			
	3'0"			●		●			●

								
		4P Blank Top IMF-P-02	True 4P IMF-P-36	6P IMF-P-01	6P Camber Top IMF-P-50	8P Bullet IMF-P-04	Plank IMF-P-47	Flagstaff Plank IMF-P-49
W x H		SM OAK MAH	SM OAK MAH	SM OAK MAH	SM OAK MAH	SM OAK MAH	SM OAK MAH	SM OAK MAH
6'8"	2'8"	●	●	●	●	●	●	●
	2'10"	●	●	●	●	●	●	●
	3'0"	●	●	●	●	●	●	●

					
		Sidelite Flush IMF-P-16	Sidelite 2P IMF-P-42	Flush Glazed SL IMF-G-44	Flush Glazed SL IMF-G-42
W x H		SM OAK MAH	SM OAK MAH	SM OAK MAH	SM OAK MAH
6'8"	1'0"	●	●	●	●
	1'2"	●	●	●	●
8'0"	1'0"			●	
	1'2"			●	

■ New Design Available Soon.



IMF-P-34M / IMF-P-42M with IMG-M Glass



IMF-G-34M / IMF-G-44M with IMG-N Glass



IMF-P-06M with IMG-J Glass

Note: Colors may vary from an actual application due to fluctuations in the printing process of this catalog.





IMF-P-45M / IMF-G-44M with P6 Glass

## Fiberglass Entry Door Systems

Pre-Finished Doors | Pre-Hung Doors | Components  
Provides 15-Year Finish Warranty



**Version F.18.01**

**Over 16 years of Production Experience**  
**Thoughtful Customer Services**  
**Factory Pricing**  
**Imex Bz + Factory Direct = Savings**  
**get an advantage with Imex Bz.**

**IMEX BZ LLC**

Belize Office: 74 Bella vista, Belize City, Belize 00000  
T: +501-223-5200

USA Office: 142 North Linden Ave 502, Orrville, Ohio 44667  
T: 1 (786) 866 8798 F: 1 844 885 0986  
E: [imex@imexbz.com](mailto:imex@imexbz.com)  
W: [www.imexbz.com](http://www.imexbz.com)



# STEEL DOORS



## Steel Entry Door features

Galvanized Steel Facing

HDP Finishing Coat

Provides 15-Year Finish Warranty





You Don't Have to Paint the Doors,  
as We Have Done the Factory Finishing Already.  
Each Door is Ensuring a Consistent and Lasting  
Finish for 15-Year Finish Warranty





## A Complete Door System

A complete door system includes the components used to assemble to the beautiful doors and glass.



### Jambs with WeatherStrip

Primed white, ready for painting.

Finger joint wood material; Optional 4-9/16" and 6-9/16" sizes.

Optional white color weatherstrip.



Pre-Hung System

Door Construction



Iron Hinges



Stainless Steel Hinges



### Composite Sills

Aluminum alloy sill composite substrate.

**15 YEAR**  
Limited Warranty



### Mulls

Mull Post, kerfed for weatherstrip on both edges; Finger joint wood, primed. Apply for one or two sidelites.



### Bottom Sweep

PVC bottom door sweep, dark brown color.



### Brick Mould

Finger joint wood material



### Astragal

Finger joint wood material, kerfed for rubber seal; Apply for double doors.

Note: Colors may vary from an actual application due to fluctuations in the printing process of this catalog.



## 15 YEAR Limited Warranty

### Steel Entry Door

Featuring 24–26 gauge steel sheet, smooth surface and high–definition embossed panels, Fangda Door provides you a rich and beautiful look on durable steel entry door system.

Optional steel edge construction adds greater strength & durability.

Factory pre–painted steel facings ensure a consistent and lasting finish every time.

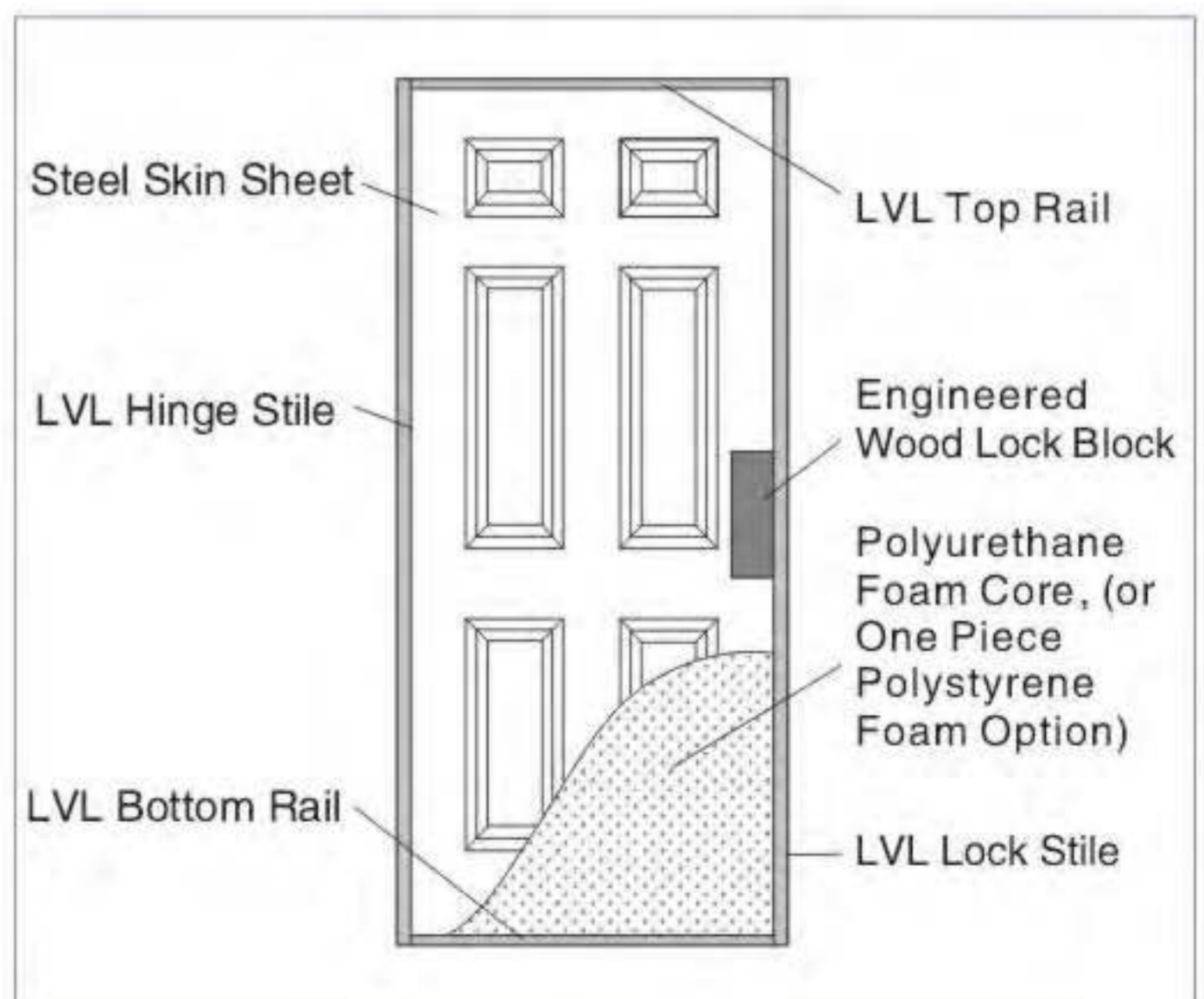


IMS-02 with IMG-L Glass, Brass

### Engineered Construction



Engineered Wood Lock Reinforcement





## Features & Benefits

- 24–26 gauged steel skin, **pre-finished white paint**
- Environmentally friendly polyurethane foam core offering double the R-value of polystyrene core
- Optional one piece polystyrene core at an economical price
- Rot-resistant top and bottom rails
- Solid wood lock block for reinforcement
- Ten-year limited warranty on door systems and 15-year limited warranty on finishing

*Pre-painted door skin lasting for 15-year Finish Warranty.*

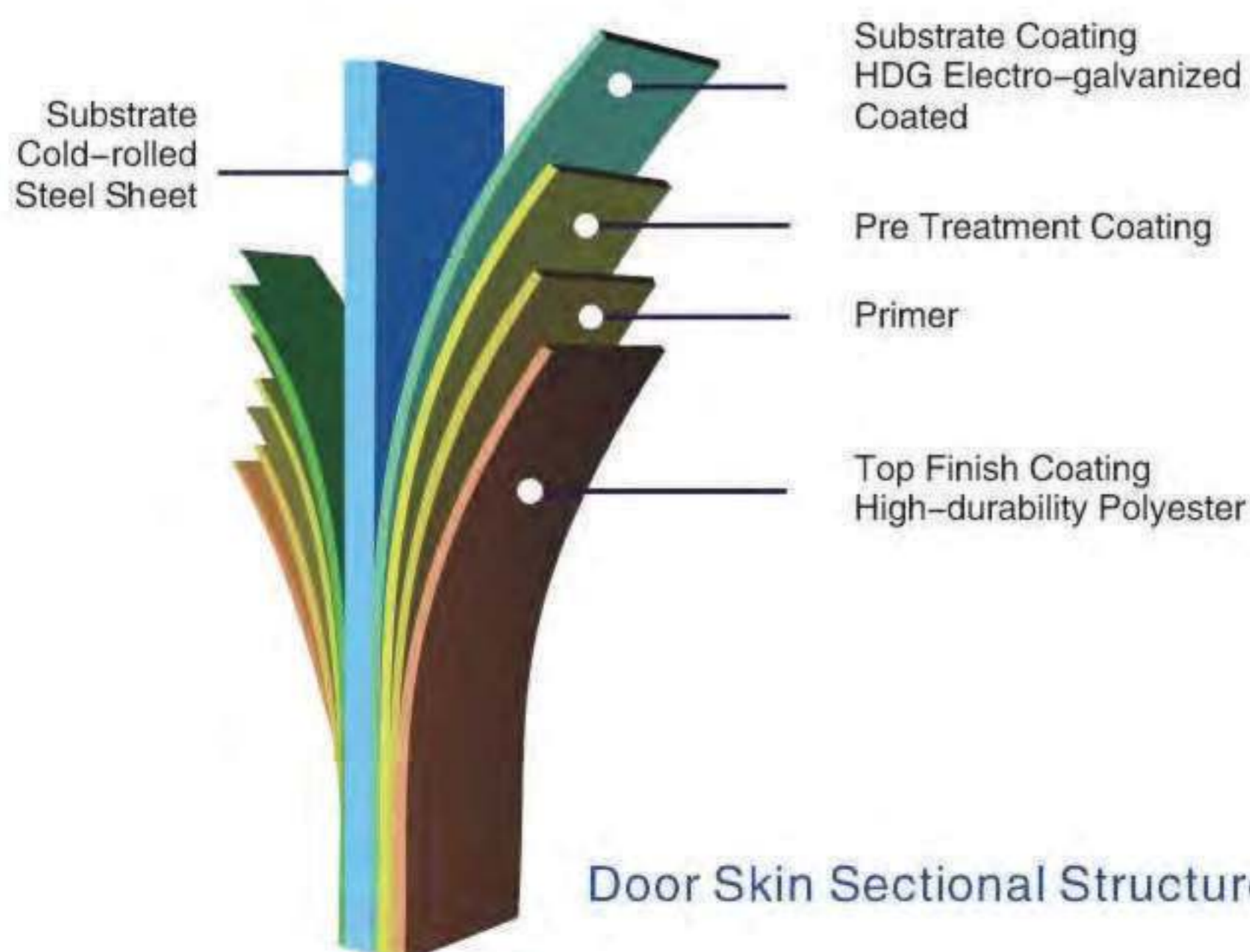


Pre-painted steel skins maintain the bright white finish painted look. Each Fangda door is factory finished, it does not need additional painting.

Pre-finished 24–26 gauged hot-dipped galvanized **pre-painted** steel sheet is coated of high-durability polyester ( HDP ), which provides higher anti-corrosion property and longer lifespan than that of galvanized steel sheets.

The finish coat of HDP has excellent retention of color, resistance of ultra-violet radiation, strong outdoors durability, chalking resistance, strong adhesion to the base metal.

The coating layer of HDP has excellent resistance to shedding and chalking within such 15 years.



**15 YEAR**  
Finish Warranty



## High-Definition Steel Doors



IMS-06



IMS-09



IMS-23



IMS-12



IMS-08



IMS-05



IMS-10



IMS-28



IMS-14



IMS-10



IMS-04



IMS-11



IMS-.2.5



IMS-20



IMS-15

**15 YEAR**  
Limited Warranty

Note: Colors may vary from an actual application due to fluctuations in the printing process of this catalog.



## 6'8" and 7'0" Panel Doors and Glass Sizes

										
	Flush	2P Square Top	2P Camber Top	2P Plank CT	2P Arch	3P Arch Top	3P Scroll	3P Scroll Oval		
	IMS-06	IMS-09'	IMS-23	IMS-24	IMS- 12	IMS-08	IMS-05	IMS-2B		
6'8"	2'0", 2'6", 2'8", 2'10", 3'0"	2'8", 2'10", 3'0"	2'8", 2'10", 3'0"	2'8", 2'10", 3'0"	2'6", 2'8", 2'10", 3'0"	2'8", 2'10", 3'0"	2'8", 2'10", 3'0"	2'6", 2'8", 2'10", 3'0"		
7'0"	2'0", 2'6", 2'8", 2'10", 3'0"	2'8", 2'10", 3'0"	2'8", 2'10", 3'0"	2'8", 2'10", 3'0"	2'6", 2'8", 2'10", 3'0"	2'8", 2'10", 3'0"	2'8", 2'10", 3'0"	2'6", 2'8", 2'10", 3'0"		
Glass Sizes	22"x64" 19"x56-1/2" oval 20"x64"	22"x36"	22"x36" 22"x36" CT	22"x36" 22"x36" CT		22"x48" SM oval	SM oval			
										
	3P Scroll Leaf	Craftsman	4P Blank Top	5P Eyebrow	6P	8P Bullet	9P Camber Top	10P Camber Top		
	IMS-14	IMS-10	IMS-02	IMS-13	IMS-011	IMS-04	IMS-11	IMS-26		
6'8"	2'6", 2'8", 2'10", 3'0"	2'8", 2'10", 3'0"	2'6", 2'8", 2'10", 3'0"	2'6", 2'8", 2'10", 3'0"	2'6", 2'8", 2'10", 3'0"	2'8", 2'10", 3'0"	2'8", 2'10", 3'0"	2'8", 2'10", 3'0"		
7'0"	2'6", 2'8", 2'10", 3'0"	2'8", 2'10", 3'0"	2'6", 2'8", 2'10", 3'0"	2'6", 2'8", 2'10", 3'0"	2'6", 2'8", 2'10", 3'0"	2'8", 2'10", 3'0"	2'8", 2'10", 3'0"	2'8", 2'10", 3'0"		
Glass Sizes		22"x15"	22"x36", 22"x36" RT 22"x10" SB 22"x10" CT		22"x36" 8"x6" 22"x64"	8"x42"RT (Bullet)	7-1/2"x18-1/2"			
										
	2P Cross	3P Triangle	3 Groove	4 Groove	2 Groove	3 Groove Vertical	6P Horizontal	Half Moon Side		
	IMS-19	IMS-27	IMS-21	IMS-25	IMS-30	IMS-20	IMS-15	IMS-29		
6'8"	2'6", 2'8", 2'10", 3'0"	2'8", 2'10", 3'0"	2'4", 2'6", 2'8", 2'10", 3'0"	2'4", 2'6", 2'8", 2'10", 3'0"	2'4", 2'6", 2'8", 2'10", 3'0"	2'4", 2'6", 2'8", 2'10", 3'0"	2'6", 2'8", 2'10", 3'0"	2'8", 2'10", 3'0"		
7'0"	2'6", 2'8", 2'10", 3'0"	2'8", 2'10", 3'0"	2'4", 2'6", 2'8", 2'10", 3'0"	2'4", 2'6", 2'8", 2'10", 3'0"	2'4", 2'6", 2'8", 2'10", 3'0"	2'4", 2'6", 2'8", 2'10", 3'0"	2'6", 2'8", 2'10", 3'0"	2'8", 2'10", 3'0"		
Glass Sizes								10"x63"		
										
	Sidelites	Sidelites								
	IMS-16 / 22	IMS-07 / 42								
6'8"	1'0", 12"	1'0", 12"								
7'0"	1'0", 12"	1'0", 12"								
Glass Sizes	7"x64"	8"x36" 8"x48"								
										

Note: Colors may vary from an actual application due to fluctuations in the printing process of this catalog.



## Glass Series Availability

7'0" 6'8"								
Glass Sizes	IMS-06	20x64	22x64	IMS-09	22x36	IMS-24	22x36	22x36CT
7'0" 6'8"								
Glass Sizes	IMS-08	22x48	SM Oval	IMS-05	SM Oval	IMS-10	22x15	22x15, 6 Lite
7'0" 6'8"								
Glass Sizes	IMS-02	22x36	22x10SB	22x10CT	22x10SB, 8x23	8x36	22x36RT	22x36CT
7'0" 6'8"								
Glass Sizes	IMS-01	8x6	IMS-04	8x48RT	IMS-11	7x18	IMS-26	
7'0" 6'8"					<h3>Sidelite Glass Designs, 7x64</h3>			
Glass Sizes	IMS-29	9x62	IMS-16	7x64				
7'0" 6'8"								
Glass Sizes	IMS-42	8x36 / 8x48	IMS-07	8x6				

Note: Colors may vary from an actual application due to fluctuations in the printing process of this catalog.



## Decorative Steel Doors



IMS-06 22x64  
Hestia, Kasumi  
Wrought Iron



IMS-08 22x48  
Jupiter, Kasumi  
Wrought Iron



IMS-08 SM Oval  
Romeo & Juliet  
Brass



IMS-02 22x36  
Babara, Patina



IMS-05 SM Oval  
War & Peace, Zinc



IMS-04 8x48RT  
FDG-G, Patina



IMS-09 22x36  
Red & Black, Zinc



IMS-24 22x36  
Pride & Prejudice  
Brass



IMS-02 22x36RT  
Clear Bevel, Zinc



IMS-10 22x15  
FDG-J Zinc



Paseidon



Ulysses



IMG-G



IMG-F



FDS-02, 22x36  
Romeo and Juliet  
Patina



Iron Grill

Paseidon: iron  
Kasumi, black

Ulysses: iron  
Chinchilla, black

IMG-F:  
decorative glass  
Clear bevel, Kasumi,  
Diamond, Patina

IMG-G:  
decorative glass  
Clear bevel, Water,  
Granite, Chinchilla,  
Patina



Brass

Zinc

Patina

Note: Colors may vary from an actual application due to fluctuations in the printing process of this catalog.



## Decorative Steel Doors



IMS-06, 22x15  
Waterglass IG



IMS-06, 7x64, Twin  
Acid Etch IG



IMS-02, 8x36, Twin  
Clear Bevel IG, Zinc



IMS-01, 8x6, Twin  
Clear Bevel IG



IMS-02, 22x10SB  
FDG-E, Zinc



IMS-06, Oval  
Babara, Brass



IMS-02, 22x10CT  
FDG-C, Patina



IMS-06 with Waterglass IG



IMS-08 with War And Peace Glass



IMS-08 with IMG-G Glass

Note: Colors may vary from an actual application due to fluctuations in the printing process of this catalog.



## Contemporary Door Styles



4 Square, Lite  
Center, Water  
8x6 Glass



4 Square, Lite  
Left, Water  
8x6 Glass



4 Square, Lite  
Right, Water  
8x6 Glass



3 Square, Lite  
Left, Granite  
8x6 Glass



3 Square, Lite  
Center, Granite  
8x6 Glass



5 Square Lite  
Center, Oceanic  
8x6 Glass



5 Square, Lite  
Left, Oceanic  
8x6 Glass



5 Square Lite  
Right, Oceanic  
8x6 Glass



3 Square Lite  
Right, Granite  
8x6 Glass



1 V-Lite  
Right, Mistlite  
7x64 Glass



3 S-Lite, Top  
Right, Chinchilla  
8x6 Glass



3 S-Lite, Top  
Left, Chinchilla  
8x6 Glass



3 S-Lite, Top  
Center, Chinchilla  
8x6 Glass



1 V-Lite  
Left, Mistlite  
7x64 Glass



1 V-Lite  
Center, Mistlite  
7x64 Glass

Note: Colors may vary from an actual application due to fluctuations in the printing process of this catalog.



## Fixed Grills

Fixed grills are molded as part of the lite frame on the interior and exterior panes of tempered glass.



4P,IMS-02  
Fan Lite



2P Craftsman  
IMS-10,6 Lite



2P Half,IMS-02  
9 Lite



Full, IMS-06  
15 Lite

## Blinds Between Insulate

Internal blinds provide the privacy and convenience of a cordless blind enclosed between glass. A single-hand operator opens, closes and tilts the blinds to control the desired level of privacy and light.

One easy accessible control allows the blinds to be easily adjusted for the amount of light and privacy.



IMS-02 with Internal Miniblinds ,22x36



2P1/2 Lite  
IMS-02,22x36



1P 1/2 Lite  
IMS-09,22x36



Flush Half Lite  
IMS-06,22x36



2P 3/4 Lite  
IMS-08,22x48



Full Lite  
IMS-06,22x64



1P Plank 1/2  
Lite IMS-24  
,22x36

Note: Colors may vary from an actual application due to fluctuations in the printing process of this catalog.




## Knock Down Frames for Interior and Exterior Applications

All of our knock down frames can be used for variety of wall construction materials. They have various hardware preparations and can meet different applications.

Our KD frames are manufactured from galvanized steel and have a full range of standard sizes and profiles for 1-3/4" standard door thickness.

Our residential adjustable KD frames have a typical 3-piece frame including header, hinges jamb and strike jamb, that slides open and closed to set the frame onto the wall.

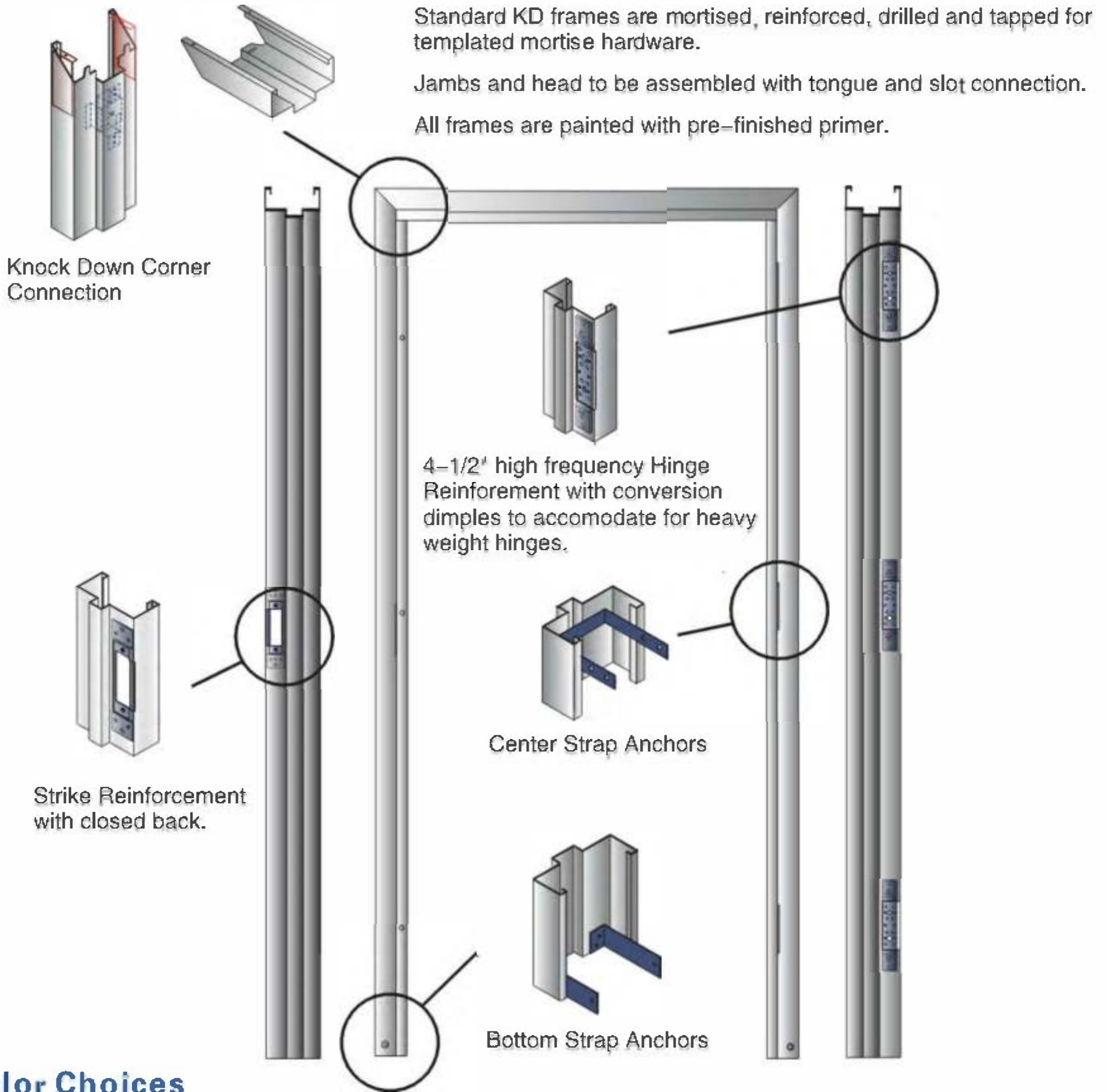
# Steel Door



Note: Colors may vary from an actual application due to fluctuations in the printing process of this catalog.



## Knock-Down Frames Specifications



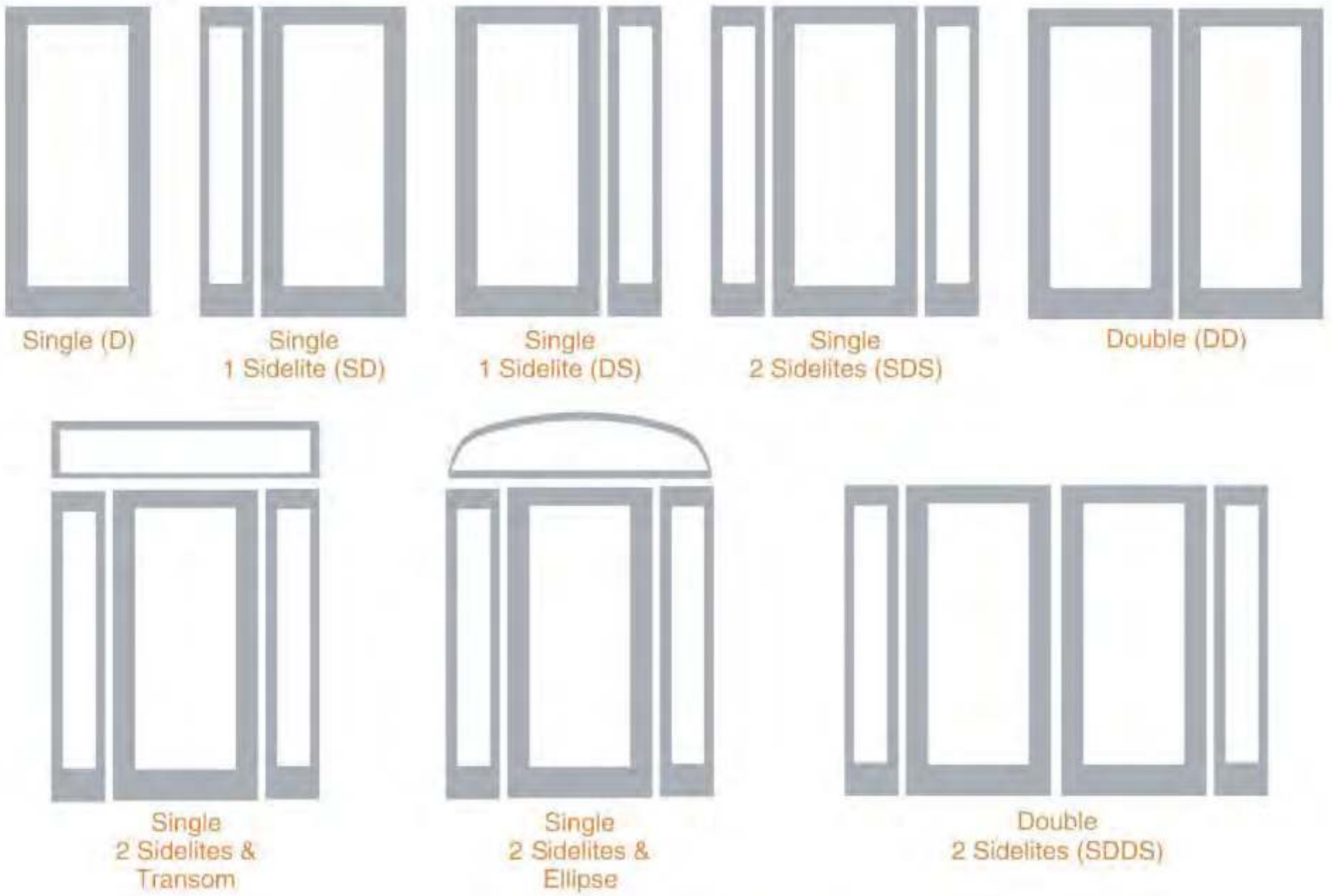
## Color Choices

IMC-01 WHITE	IMC-02 CREAM	IMC-03 BLACK WALNUT-01	IMC-04 BLACK WALNUT-02	IMC-05 GOLDEN OAK	IMC-06 YELLOW WALNUT	IMC-07 GREY OAK	IMC-08 1/1 WHITE WALNUT
IMC-09 BLACK WALNUT-03	IMC-10 BLACK CHERRY	IMC-11 RED CHERRY	IMC-12 RED TEAK	IMC-13 BLACK WALNUT-04	IMC-14 PURE CHERRY	IMC-15 PURE WALNUT	IMC-16 RED WALNUT

Note: Colors may vary from an actual application due to fluctuations in the printing process of this catalog.

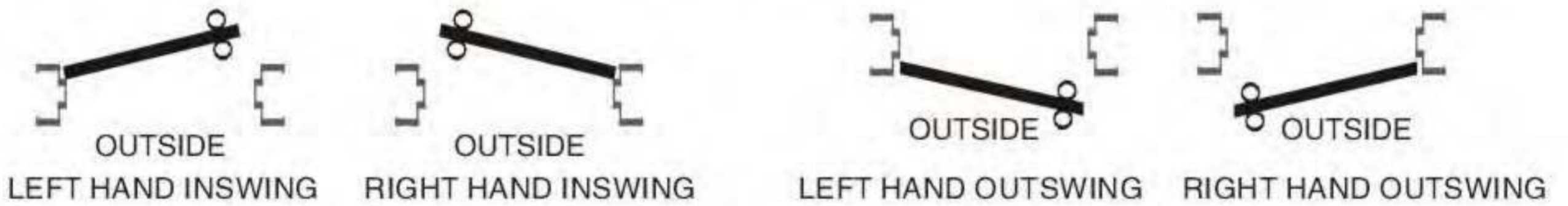


## Choose the Configuration



## Door Handing Chart

### Single Doors



### Pairs of Doors







## Steel Entry Door Systems

Pre-Finished Doors | Pre-Hung Doors | KD Frames  
Provides 15-Year Finish Warranty



Babara



Babara



Bed and Black



Pride & Prejudice



Pride & Prejudice



Pride & Prejudice



War & Peace



FDG-G



FDG-G



FDG-G



FDG-F



FDG-F



Jupiter



Jupiter



Poseidon



Ulysses



Hestia



Hestia

Add: 74 Bella Vista, Belize City, Belize Central America  
Website: [www.imexbz.com](http://www.imexbz.com)

Tel: (011) 501 223 5200  
Miami Phone: 1 786 866 8798  
USA Fax Line: 1 844 885 0986  
Email: [imex@imexbz.com](mailto:imex@imexbz.com)

Website: [www.fangdadoors.com](http://www.fangdadoors.com)

Version F.18.01

**Over 16 years of Production Experience**  
**Thoughtful Customer Services**  
**Factory Pricing**  
**Imex Bz + Factory Direct = Savings**  
**get an advantage with Imex Bz.**





**ASK FOR OUR  
SANITARIES AND  
CERAMICS  
CATALOG**

**FAUCETS CATALOG  
NOW AVAILABLE**








# ***Imex BZ LLC***

DOORS



## **IMEX BZ LLC**

**Belize Office:** 74 Bella vista, Belize City, Belize 00000  
T: +501-223-5200

**USA Office:** 142 North Linden Ave 502, Orrville, Ohio 44667

T: 1 (786) 866 8798 F: 1 844 885 0986

E: [imex@imexbz.com](mailto:imex@imexbz.com)

W: [www.imexbz.com](http://www.imexbz.com)